

Machine protection doors

Fast, safe and reliable

MS Series



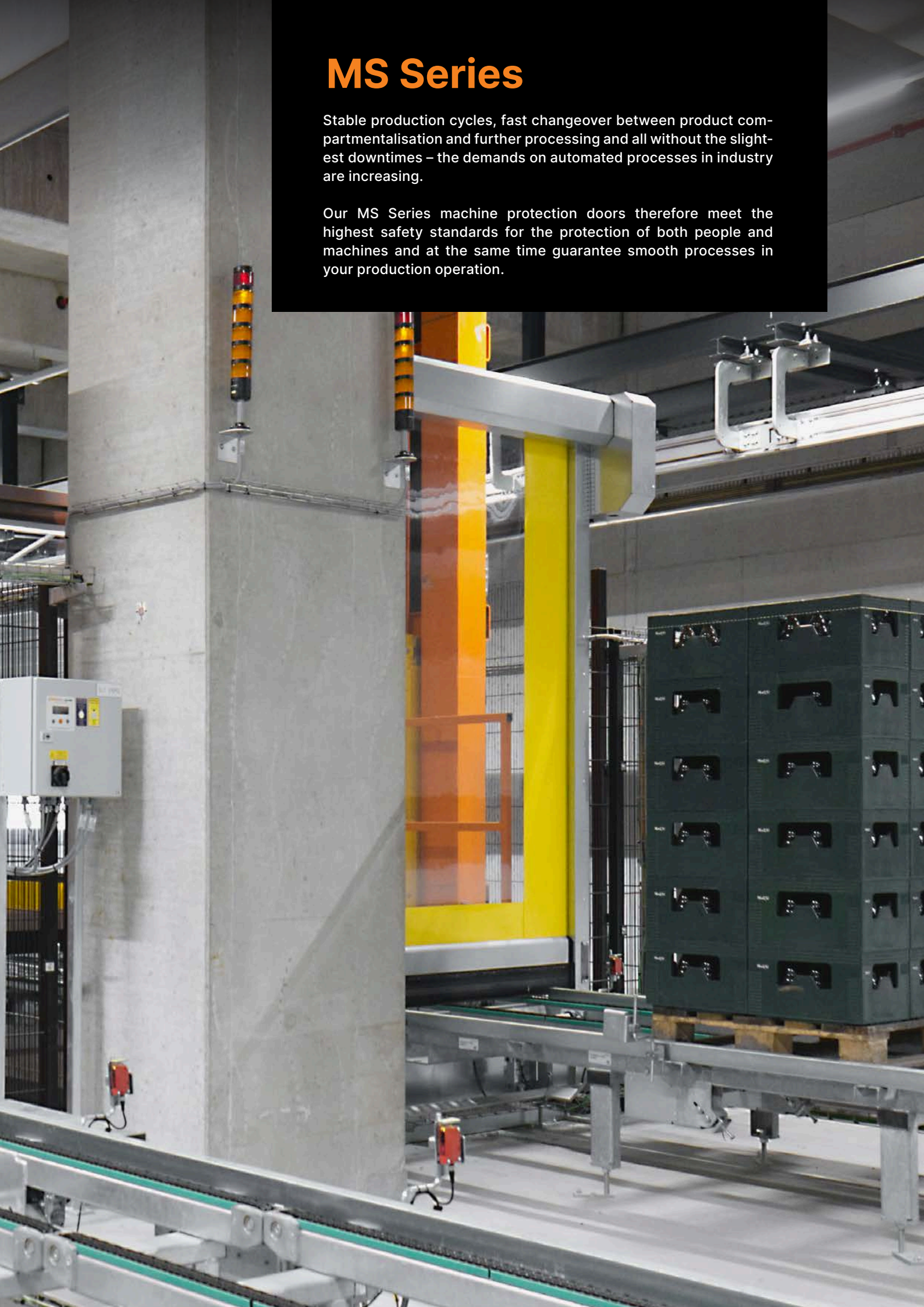


EFAFLEX

MS Series

Stable production cycles, fast changeover between product compartmentalisation and further processing and all without the slightest downtimes – the demands on automated processes in industry are increasing.

Our MS Series machine protection doors therefore meet the highest safety standards for the protection of both people and machines and at the same time guarantee smooth processes in your production operation.




EFA-SRT® MS PERFORMANCE AT A GLANCE:

- Functional safety performance level »d«
- Up to 1,000,000 cycles per year
- Transparent, easy-to-open door frames
- Flexible attachment of components (e.g., fence connections/sensors, etc.)
- Hinged cover for easy maintenance
- Self-assembly possible
- Rotatable drive in 45-degree increments
- Maximum speed up to 2.0 m/s
- Door curtain made from flexible PVC
- Life cycle 12 years
- Standard sizes up to w=3,500 mm, h=3,500 mm

The powerful machine protection door. EFA-SRT® MS Performance

The EFA-SRT® MS Performance is ideal for areas with custom requirements, as it can be flexibly adapted to individual needs. The newly developed door frames made of extruded aluminum profiles allow for the attachment of supplied components and fence connections in nearly any position. It's possible to integrate up to four optional end switches into the door frames. Thanks to the optimized construction, our trained personnel can quickly assemble the gate on-site, either freestanding or on the wall.

This very low-maintenance gate features, among other things, a hinged cover and detachable cable covers, which expedite and simplify servicing. The EFA-SRT® MS Performance can handle up to 1 million load cycles per year, depending on the variant. The drive is rotatable in 45-degree increments. Additionally, transparent door frame covers allow for the integration of LED strips, enabling the implementation of a traffic light function.



Transparent frame cover with integrated LED strip and traffic light function.

WELL-THOUGHT-OUT DESIGN

The newly developed door frames made of extruded aluminum profiles in the EFA-SRT® MS Performance allow for the flexible attachment of components such as fences or sensors. Integrated cable channels also enable safe and organized cable separation. Maintenance is made easy thanks to a hinged cover.

HIGHEST NUMBER OF CYCLES

With its typical EFAFLEX optimized construction, the EFA-SRT® MS Performance effortlessly manages to carry out over a million load cycles per year, a feat unmatched by any other door on the market.

TRANSPARENT DOOR FRAMES

The high-speed rolling door EFA-SRT® MS Performance features transparent door frame covers, allowing for direct visual inspections, integration of LED strips, and the setup of traffic light functions.

SOLUTIONS FOR EVERY INSTALLATION LOCATION


No matter what your on-site conditions may be, the EFA-SRT® MS Performance by EFAFLEX can be installed either on the wall or in two freestanding variants (standard or flush at the front). Depending on the installation variant, the door motor can be rotated in 45-degree increments.



STATE-OF-THE-ART SAFETY TECHNOLOGY

The high-speed rolling door EFA-SRT® MS Performance features a safety light curtain at the closing plane. When the light curtain detects a person or obstacle in the closing plane, the gate's movement is immediately halted, even before any contact occurs. This enhances safety for both humans and machinery. Furthermore,

our machine protection doors can be supplemented with the Head-Safe option. In this case, the operator side is equipped with an additional safety light curtain in front of the closing plane, preventing the gate from closing as soon as an obstacle is detected.



EFA-SRT® MS
AT A GLANCE:

- Functional safety performance level »d«
- Maximum speed of up to 1.8 m/s
- Free-standing door assembly
- Door curtain made from transparent flexible PVC
- Special curtains are available on request
- Maximum of 7 cycles per minute
- Standard sizes up to w=6,000 mm, h=3,500 mm

The compact one for machine protection.

EFA-SRT® MS

Due to its space-saving and compact design, the EFA-SRT® MS high-speed roll-up door satisfies all requirements for optimum integration into the required safety guard. The standard door leaf is fully transparent and equipped with warning strips as standard. Coloured, highly tear-resistant and transversely stable curtains as well as welding protection curtains are also readily available. All curtain versions are, of course, free of substances which are detrimental to paint adhesion.

FUNCTIONAL DRIVE

The interaction of a high-performance frequency converter control unit and a functionally adjusted drive allow a high cycle rate in manufacturing processes. The drive of the EFA-SRT® MS is a shaft-mounted drive with absolute encoder, which is also equipped with a gear breakage protection. The drive of the EFA-SRT® MS is a slip-on drive with additional gear break protection and an absolute encoder.

INNOVATIVE DOOR CONTROL

The control unit which can be used worldwide operates at performance level PL "d" for safety-relevant control circuits and is operated via the higher-level system controls.

SOPHISTICATED CHARACTERISTICS

Because there is no weight counterbalance mechanism, the side door frames are very slim; the maintenance work and spare parts required are significantly reduced. Transparent covering provides a clear view of the integrated safety limit switch of Cat. 4 / PI »e« according to DIN EN ISO 13849-1. Thanks to the optional floor supports, the door can be installed as a stand-alone system. Uneven ground is compensated by levelling screws.

HIGH-END SAFETY TECHNOLOGY

The EFA-SRT® MS high-speed roll-up door has a safety contact strip integrated into the main closing edge and an additional light barrier. If the light barrier detects a person or an obstacle within the closing level, the movement of the door leaf is stopped immediately, even before any contact takes place. This increases safety for man and machine.

In addition, our machine protection doors can be supplemented with the head-safe option. Here, the operator's side is equipped with a safety light grid that prevents the door from closing as soon as an obstacle is detected.



Head-safe option with safety light grid




Integrated safety limit switch



HIGH-QUALITY MATERIALS

Due to their high-quality materials and considered design, our doors can be recycled by type. For sustainability purposes, we prefer to source our aluminium, steel and electrical components from local and European suppliers – taking material compliance into account.



The upside-down high-speed door.

EFA-SRT® MS USD

The EFA-SRT® MS USD is the first EFAFLEX machine safety door that closes from the bottom up. This reliable, space-saving and low-maintenance upside-down high-speed door was developed specifically for heavy-duty industrial applications. A particularly powerful pulling device which pulls the end-shield upwards is installed in the door cases of the roll-up door.

BEST STABILITY

Due to the floor supports integrated into the side door cases, this roll-up door has a self-supporting design and can be installed as a stand-alone system. Due to its application, it is not intended for wall installation. Securing buttons on the outer edge of the door curtain secure it within the guide rails.

INDIVIDUAL MANUFACTURING OPTIONS

The door dimensions can be configured with widths ranging from 600 to 6,000 mm and heights ranging from 1,000 to 4,500 mm. The flexible door curtain is available in several designs and colours.

HIGH-END SAFETY TECHNOLOGY

The EFA-SRT® MS USD has an interlocking device in accordance with DIN EN ISO 14120 and thus serves as a single-acting, power-operated, movable guard and as a personnel restraint device. In combination with the machine's control system, the door guarantees the highest level of safety for people working at plants and with machinery in the industrial and commercial sector. A safe limit switch serves as an electric locking mechanism between the door and the machinery or equipment. To ensure protection against reaching into the door mechanism, both the winding shaft and the drive are completely covered with sheet metal profiles.

KEY OPTIONS:

- Control box EFA-TRONIC®, EFA-TRONIC® Professional MS or EFA-ProfiNetSafe® version
- EFA-ProfiNetSafe® control concept specifically tailored to the requirements of the automotive industry
- Head-safe option: patented application-specific safety option with a safety light grid

EFA-SRT® MS USD AT A GLANCE:


- Use as a movable separating safety guard
- Door leaf made of flexible, transparent PVC
- Functional safety performance level »d«
- Maximum opening speed of up to 1.8 m/s
- Maximum of 7 cycles per minute
- Standard sizes up to w=6,000 mm, h=4,500 mm



Integrated safety limit switch



Control box EFA-ProfiNetSafe®



Machine protection door for industry.

EFA-SST® MS

The EFA-SST® MS high-speed spiral door has been specially developed for industrial applications, as stand-alone separating safety guard that fulfils all requirements for a safe and modern machine protection door. We are the only manufacturer of industrial doors to also implement our spiral technology and the flexible hinge chain for optimum performance in our machine safety doors.

LOW-MAINTENANCE WEIGHT COUNTERBALANCE

The weight counterbalance in the EFA-SST® MS machine protection door is implemented by means of virtually maintenance-free tension spring assemblies with electromechanical function monitoring.

INNOVATIVE DOOR CONTROL

The door control unit, which can be used worldwide, operates at performance level PL »d« for safety-relevant control circuits and is operated via the higher-level system control.

OPTIONAL ADDITIONS

Additionally selectable covers also ensure finger protection for low total heights. Of course, the EFA-SST® MS is also equipped with a transparent covering providing a clear view of the integrated safety limit switch of Cat. 4 / PI »e« according to DIN EN ISO 13849-1.

HIGH-END SAFETY TECHNOLOGY

The EFAFLEX EFA-SST® MS machine protection door has a safety contact strip integrated into the main closing edge and an additional light barrier. If the light barrier detects a person or an obstacle within the closing level, the movement of the door leaf is stopped immediately, even before any contact is made. This increases safety for both people and machines.

Furthermore, our machine safety doors can be supplemented with the head-safe option. To this end, the operator side is equipped with a safety light grid, which prevents the door from closing as soon as an obstacle is detected.

EFA-SST® MS AT A GLANCE:

- Maximum speed of up to 2.7 m/s
- Door leaf consisting of high-strength and compact aluminium laths
- Permanent transparent sight laths
- Weight counterbalance with spring fracture detection
- Very smooth running performance
- Maximum of 7 cycles per minute
- Standard sizes up to w=3,000 mm, h=3,000 mm

FREE-STANDING DOOR ASSEMBLY

With its self-supporting basic design and the add-on floor supports, you can set up the EFA-SST® MS high-speed spiral door as a free-standing system. Levelling and compensation of slightly uneven ground is possible by means of screws.




EFAFLEX 





For more information on our high-speed machine protection doors visit:
www.efaflex.com/machine-protection



EC type-examination as safety component, interlocking movable guard according to Machinery Directive 2006/42/EC at IFA Institut für Arbeitssicherheit [an institute for research and testing of the German Social Accident Insurance in Germany]



Machine protection

1 DRIVE

Direct mount drive with absolute encoder, for EFA-SRT® MS including gear unit failure protection.

2 DOOR CONTROL

The control unit, which can be used worldwide, operates at performance level PL »d« for safety-relevant control circuits.

3 WEIGHT COUNTERBALANCE

The weight counterbalance for the EFA-SST® MS is carried out by means of virtually maintenance-free tension spring assemblies with electromechanical function monitoring.

4 LOCKING MECHANISM

Safety limit switch Cat. 4 / PI »e« according to DIN EN ISO 13849-1. Transparent covering removable for adjustment and replacement.

5 FLOOR SUPPORT

Optional supports in order to install the door system as a free-standing system. Levelling of slightly uneven ground possible by means of screws.

6 SAFETY

Safety contact strip in the main closing edge, in combination with an additional light barrier.

Technical details

High-speed doors machine protection

		MS Series						
		EFA-SRT® MS					EFA-SST® MS	
Size		Performance			A	A	USD	
		L	L	S	L	S		
Application	According to DIN EN 12424 class	●	●	●	●	●	●	●
Wind load max.*	According to DIN EN 13241 class	0	0	0	0	0	–	4
Operating forces/ safe closing	According to DIN EN 13241 class	fulfilled	fulfilled	fulfilled	fulfilled	fulfilled	fulfilled	fulfilled
Air permeability*	in dB according to DIN EN 717-1	0	0	0	0	0	–	0
Direct airborne sound insulation R _v *	in dB nach DIN EN 717-1	12	12	12	12	12	12	23
Door size (in mm)	Width W max.	3,500	3,000	5,000	3,000	6,000	6,000	3,000
	Height H max.	3,500	3,000	3,500	3,000	3,500	4,500	3,000
Maximum door blade speed*	in m/s	2.0	1.8	1.8	1.8	1.8	1.8	2.7
Door blade guidance	Round Spiral	–	–	–	–	–	–	●
Steel design	Galvanized sheet steel frame	●	●	●	●	●	●	●
	Powder coated in RAL colours	○	○	○	○	○	○	○
Door blade	EFA-CLEAR® Vision laths single-walled	–	–	–	–	–	–	○
	EFA-VENT® Ventilation laths	–	–	–	–	–	–	○
	EFA-ALUX® Aluminium laths	–	–	–	–	–	–	●
	Colour according to RAL (without vision panel)	–	–	–	–	–	–	○
	Door curtain made of flexible PVC, transparent with warning stripes in different colours	●	●	●	●	●	●	–
	flexible fabric in different colours with / without vision panel	○/○	○/○	○/○	○/○	○/○	○/○	–
Fire class	Building Material class DIN 4102	B2	B2	B2	B2	B2	B2	B2
Weight balancing by		–	–	–	–	–	Weight	Spring
Designed for approx ... operating cycles per year		1,000,000	250,000	250,000	250,000	250,000	250,000	250,000
Drive	Electric motor	●	●	●	●	●	●	●
Control	EFA-TRONIC®	○	○	○	○	○	○	○
	EFA-TRONIC® Light	–	–	–	–	–	–	–
	EFA-TRONIC® Professional	●	●	●	●	●	●	●
	Main switch and foil keypad	○/●	○/●	○/●	○/●	○/●	○/●	○/●
Lead	Electricity connection 230 V/50 Hz	○	○	○	○	○	○	○
	Electricity connection 400 V/50 Hz	●	●	●	●	●	●	●
	Circuit breaker	16 A (K)	16 A (K)	16 A (K)	16 A (K)	16 A (K)	16 A (K)	16 A (K)
Emergency operation	Automatic after manual activation	–	–	–	–	–	–	○
	Manual activation	●	●	●	●	●	–	–
Safety Devices	EFA-TLG® door light grid in door closing line	●	–	–	–	–	–	–
	Contact edge	○	●	●	●	●	●	●
	Light barrier	○	●	●	●	●	●	●
	Approach area monitoring	○	○	○	○	○	○	○
	Light grid, external	○HSO	○HSO	○HSO	○HSO	○HSO	○	–
Safety system including activator	EFA-SCAN® frame/bollard	–/○	–/○	–/○	–/○	–/○	–/–	–/–

● Standard, ○ upon request, – Not available, HSO = Head Safe Option,

* Depending on door blade, door blade guidance and door size, we reserve the right to make technical alterations!

EFAFLEX
Tor- und Sicherheitssysteme
GmbH & Co. KG
Fliederstraße 14
84079 Bruckberg / Germany
Telephone +49 8765 82-0
www.efaflex.com
info@efaflex.com

EFAFLEX® is a registered and legally
protected trademark.

Subject to technical changes. Some
diagrams depict special features.

Overall design:

www.creativconcept.de 04 | 2024

EFAFLEX 
safe high-speed doors